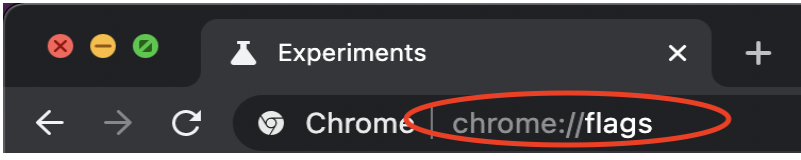

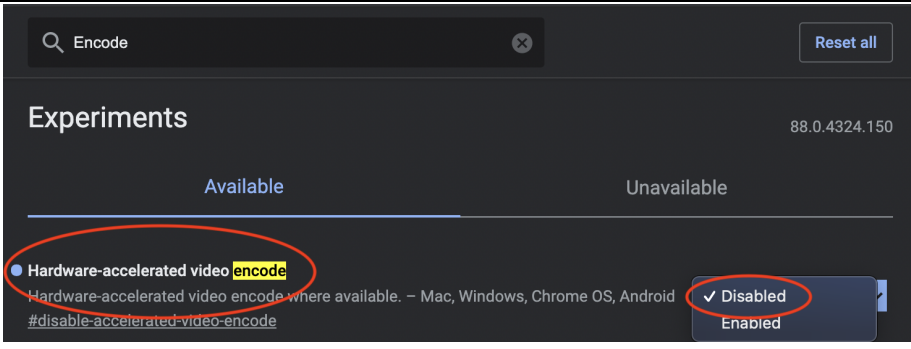


Instructions (Steps):	Screenshots:
Go to chrome://flags .	
Search "Encode" in the search bar.	
Find the option for "Hardware-accelerated video encode" and then disable it using the option in the drop down menu.	
Reboot the Chromebook.	

If the above steps fail, please submit a tech ticket and we will fix your issue as soon as possible.